

Technical Data

required space	clearance	grinding width	table width	grinding motor	grinding tool diameter	traverse drive speed
<ul style="list-style-type: none"> length = grinding length+A width height (mm) 	<ul style="list-style-type: none"> height width (mm) 	(mm)	<ul style="list-style-type: none"> Cast eI eID PI (mm) 	<ul style="list-style-type: none"> kW (PS) 	(mm)	(m/min)
<ul style="list-style-type: none"> A 1800 900 1400 	<ul style="list-style-type: none"> 120/140 260 	•225	<ul style="list-style-type: none"> •200 •155 - 200 •80 •200 	<ul style="list-style-type: none"> 2 - 11 (3 - 15) 	•250	<ul style="list-style-type: none"> •3 - 25 •0,02 - 30

Tolérance de rectification ± 0,005 mm/m



Machine Construction

- 1 machine bed, welded construction in cell design
- 2 guideways, hardened and ground way bands or hardened and ground solid ways
- 3 machine table, sturdy construction as fixed chuck (PL) or electromagnetic-rotating-chuck (eI) or electromagnetic-double-chucks (eID) with adjustment and clamping device
- 4 grinding carriage, cast iron construction with anti-liftrolls, support guiding system with tapered gibs
- 5 downfeed system, for grinding tool, play free screw and nut system, impulse feed with scale, digital display or operator panel, rapid positioning
- 6 grinding motor with strong hollow shaft and high precision bearings, tiltable for cross and radial grinding
- 7 grinding tool, ring wheels, segmental heads, diamond and CBN wheels
- 8 traverse drive, variable adjustable
- 9 coolant water through the hollow motorshaft and from the sides, filtration cleaning
- 10 electric cabinet, separate installed

All data can be changed based to the individual requirements.

Edge-Honing-Machine type MSA

To deburr and hone industrial knives



Honing heads make the difference


- ▶ Completely automated cycle.
- ▶ Automatic setting of proper angle and honing pressure.
- ▶ Knives of any length and of any angle can be honed together in one set up.

different specifications steps to automation

- ▶ electromagnetic quickchange device for grinding wheels
- ▶ electronic demag units
- ▶ steelsy variable grinding motors
- ▶ automatic sizing units with wheel wear compensation
- ▶ Program controls for automatic grinding cycles
- ▶ Pendolum and creep feed grinding
- ▶ NC- and CNC-Controls
- ▶ grinding system for tapered gibs
- ▶ grinding system for curved knives
- ▶ multiple chuck arrangements
- ▶ special fixturing
- ▶ two stationary grinding
- ▶ grinding vapour extraction units
- ▶ handling systems

Göckel

Gustav Göckel Maschinenfabrik GmbH • D-64293 Darmstadt
 Phone: +49 61 51/8 83 36-0 • Fax: +49 61 51/8 83 36-70 • e-mail: g.goeckel@t-online.de



Precision Grinding Machines G50

•Surface •Knives •Production


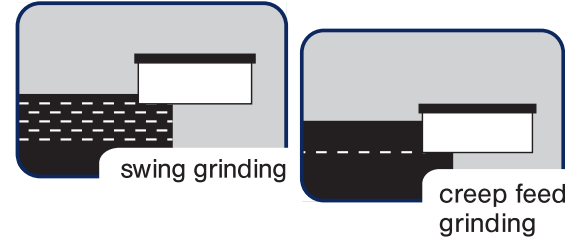
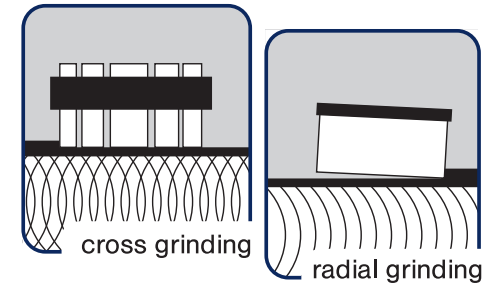
G 50 RS eI

G 50 eIT

Modern and cost-effective grinding with the Göckel system


Our company has more than 115 years' tradition in mechanical engineering experience and has specialized in precision grinding machines for decades.

We offer you innovation for your production with our proven Göckel system



G 50 RS eI

Grinding motor capacity 2 bis 11 kW
(3 - 15 HP)
Grinding lengths 1000 bis 7000 mm
Grinding head up to 250 mm diameter
Grinding widths up to 225 mm



G 50 eIT



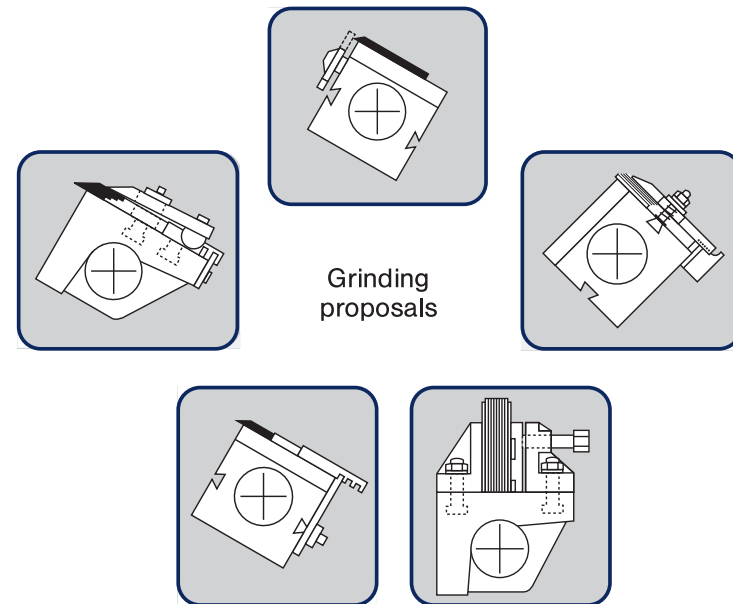
Grinding motor capacity 2 bis 11 kW
(3 - 15 HP)
Grinding lengths 1000 bis 7000 mm
Grinding head up to 250 mm diameter
Grinding widths up to 225 mm



G 50 eIT rob

With NC-control and automatic cycle

G 50 eI



Grinding Carbide Knives

1 Recessing the steel body

2 Roughing of Carbide
Finishing of Carbide

3 Grinding the bevel of Carbide

